



# **charge force adapter**

Made for OtterBox uniVERSE cases

---

**USER MANUAL**

## Welcome

Thank you for purchasing the mophie **charge force adapter** built for OtterBox uniVERSE cases. The **charge force adapter** attaches to the OtterBox uniVERSE case, providing wireless charging capabilities to the installed iPhone. The adapter's universal wireless charging is compatible with all mophie charge force accessories, Qi-enabled wireless charging systems and other common wireless charging systems. During wireless charging, built-in magnets align the adapter with any mophie charge force accessory for a perfect charge every time!

## Package Contains

- **charge force adapter** built for OtterBox uniVERSE cases
- Quick-start guide

## Features

Here's a rundown of why your **charge force adapter** built for OtterBox uniVERSE cases is so great:

- Universal wireless charging is compatible with all mophie charge force accessories and Qi and other common wireless charging systems.
- Charges on contact — simply touch the **charge force adapter** to any mophie charge force accessory and charging begins immediately.

- Secure magnetic attachment aligns with any mophie charge force accessory for a perfect charge every time.
- Modular design and low-profile attachment lets you easily switch-out the adapter when you don't need it.

### **Compatibility**

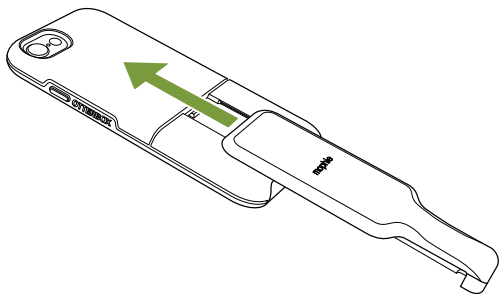
- The mophie **charge force adapter** built for OtterBox uniVERSE has been designed to work only with OtterBox uniVERSE cases. Please do not attempt to use it with any other device.
  - If you experience any issues with charging your iPhone, ensure that the **charge force adapter** is properly installed and check the FAQ section on this website.
- The mophie **charge force adapter** built for OtterBox uniVERSE works with any mophie charge force charger or any Qi-compatible wireless charger, and is also compatible with other wireless charging technologies, such as those at coffee houses, on airline flights, in furniture products with wireless charging, and in consumer vehicles that support wireless charging.

As always, carefully read through the Warning section in this manual and in the quick-start guide included with your **charge force adapter** before using it.

## Installing Your *charge force adapter*

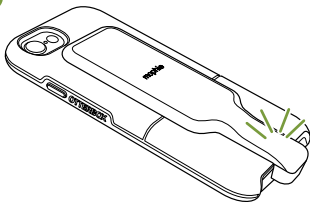
1. Install your iPhone into the OtterBox uniVERSE case and remove the access plate on the back of the case.
2. Slide the **charge force adapter** into the track rails in the OtterBox uniVERSE case.

2



3. Slide the adapter all the way up onto the case until the lock button clicks into place.
  - Make sure the adapter's Lightning connector is inserted all the way into the port on the phone.

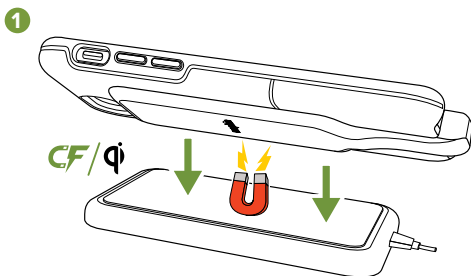
3



## Wireless Charging With Your *charge force adapter*

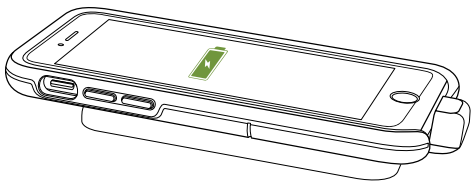
Your **charge force adapter** will let you wirelessly charge your phone from mophie charge force mounts, all Qi-compatible wireless chargers, and also from most brands of wireless charging bases (not included). The adapter is also compatible with other wireless charging technologies, such as those used at coffee houses, on airline flights, in furniture products with wireless charging, and in consumer vehicles that support wireless charging.

1. Place the **charge force adapter** against the mophie charge force mount or on the wireless charging base to begin charging.



2. Make sure that the **charge force adapter** is centered on the charging base. (When charging from a mophie charge force mount the **charge force adapter** will automatically align itself for a proper charge.) Charging will begin automatically.

2



### **Taking Care Of Your *charge force adapter***

- Keep your **charge force adapter** dry and away from moisture and corrosive materials.
- Do not clean your **charge force adapter** with harsh chemicals, soaps or detergents. Just wipe it with a soft, water-dampened cloth.

### **WARRANTY**

At mophie, we are dedicated to making the best quality products we can. To back this up, this product is warranted for 2 years from date of purchase. This warranty does not affect any statutory rights that you may be entitled to. Keep a copy of your purchase receipt as proof of purchase. Be sure to register your product at [mophie.com](http://mophie.com).

Failure to register your product and/or provide proof of purchase may void the warranty.

### **Exclusions & Limitations**

Except for the limited warranty expressly set forth or to the extent restricted or prohibited by applicable law, mophie expressly disclaims any and all other warranties express or implied, including any warranty of quality, merchantability, or fitness for a particular purpose, and you specifically agree that mophie shall not be liable for any special, incidental, indirect, punitive, or consequential damages for breach of any warranty of any type on any mophie product. In addition to and without limiting the generality of the foregoing disclaimers, the limited warranty does not, under any circumstances, cover the replacement or cost of any electronic device or personal property inside or outside of the mophie product.

### **CUSTOMER SERVICE**

Telephone: 1-888-8mophie

International: +1 (269) 743-1340

Web: [www.mophie.com/cs](http://www.mophie.com/cs)

### **WARNING**

Read all instructions and warnings prior to using this product. Improper use of this product may result in product damage, excess heat, toxic fumes, fire or

explosion, for which damages you (“Purchaser”), and not mophie llc (“Manufacturer”) are responsible.

**WARNING!** This product contains magnets. To reduce the risk of interference with other electrical equipment, consult your doctor and/or device manufacturer before using this product if you have a pacemaker or other implanted electrical device.

- ⓧ Do not store device in high-temperature environments, including heat caused by intense sunlight or other forms of heat. Do not place device in fire or other excessively hot environments.
- ⓧ Be cautious of excessive drops, bumps, abrasions, or other impacts to this device. If there is any damage to the device such as dents, punctures, tears, deformities, or corrosion due to any cause, discontinue use.
- ⓧ Do not disassemble this device or attempt to re-purpose or modify it in any manner.
- ⓧ For questions or instructions for the various ways to charge with this device refer to the Wireless Charging with Your **charge force adapter** section of this user manual.
- ⓧ Do not attempt to replace any part of this device.



- ✕ If this device is intended by Purchaser to be used by a minor, purchasing adult agrees to provide detailed instructions and warnings to any minor prior to use. Failure to do so is sole responsibility of purchaser, who agrees to indemnify Manufacturer for any unintended use/misuse by a minor.
- ✕ All products have gone through a thorough quality assurance inspection. If you find that your device is excessively hot, is emitting odor, is deformed, abraded, cut or is experiencing or demonstrating an abnormal phenomenon, immediately stop all product use and contact Manufacturer.

## **LEGAL**

This product is meant for use only in conjunction with the appropriate device. Please consult your device packaging to determine whether this product is compatible with your particular device. Manufacturer is not responsible for any damages to any device incurred through the use of this product. Manufacturer shall not in any way be liable to you or to any third party for any damages you or any third party may suffer as a result of use, intended or unintended, or misuse of this product in conjunction with any device or accessory other than the appropriate device for which this product is designed. Manufacturer will not be responsible for any damages you or any third party may suffer as a result of misuse of this product as outlined

above. If you are responsible for product use with an unintended device and damages result from such use, you agree to indemnify Manufacturer for any resulting injuries to any third part(ies).

IN NO EVENT WILL THE MANUFACTURER, DISTRIBUTOR OR OTTER PRODUCTS, LLC BE LIABLE FOR ANY INCIDENTAL, DIRECT, INDIRECT, SPECIAL, PUNITIVE OR CONSEQUENTIAL DAMAGES (SUCH AS, BUT NOT LIMITED TO, DAMAGES FOR LOSS OF PROFITS, BUSINESS, SAVINGS, DATA OR RECORDS) RELATED TO THIS PRODUCT. EXCEPT AS STATED HEREIN, NO OTHER WARRANTIES SHALL APPLY.

mophie, charge force, mophie loves you, Stay Powerful, the five-circles design, and the mophie logo are trademarks of mophie inc. iPhone is a trademark of Apple Inc., registered in the U.S. and other countries. Lightning is a trademark of Apple Inc. The trademark "iPhone" is used with a license from Aiphone K.K. "Made for iPhone" means that an electronic accessory has been designed to connect specifically to iPhone, and has been certified by the developer to meet Apple performance standards. Apple is not responsible for the operation of this device or its compliance with safety and regulatory standards. Please note that the use of this accessory with iPhone may affect wireless performance. The OtterBox name and OtterBox trademarks are the property of Otter Products, LLC,

registered in the U.S. and other countries. Otter Products, LLC, and its related persons and entities, is not responsible for the operation of this product or its compliance with safety and regulatory standards. This product has been designed for use with certain OtterBox branded products and has been certified by the manufacturer to meet OtterBox performance standards. The 'Qi' symbol is a trademark of the Wireless Power Consortium. All rights reserved. Patents: [mophie.com/patents](http://mophie.com/patents).

This device complies with part 15 of the FCC Rules and RSS-Gen of IC Rules. Operation is subject to the following two conditions: (1) This device may not cause harmful interference, and (2) this device must accept any interference received, including interference that may cause undesired operation.

NOTE: This equipment has been tested and found to comply with the limits for a Class B digital device, pursuant to part 15 of the FCC Rules. These limits are designed to provide reasonable protection against harmful interference in a residential installation. This equipment generates, uses and can radiate radio frequency energy and, if not installed and used in accordance with the instructions, may cause harmful interference to radio communications. However, there is no guarantee that interference will not occur in a particular installation.

If this equipment does cause harmful interference to radio or television reception, which can be determined by turning the equipment off and on, the user is encouraged to try to correct the interference by one or more of the following measures:

- Reorient or relocate the receiving antenna.
- Increase the separation between the equipment and receiver.
- Connect the equipment into an outlet on a circuit different from that to which the receiver is connected.
- Consult the dealer or an experienced technician for help.

**CAUTION:** To comply with the limits of the Class B digital device, pursuant to Part 15 of the FCC Rules, this device must be used with certified peripherals and shielded cables. All peripherals must be shielded and grounded. Operation with non-certified peripherals or non-shielded cables may result in interference to radio or reception.

**MODIFICATION:** Any changes or modifications of this device could void the warranty.

 STAY POWERFUL™